



EXECUTIVE SUMMARY

- The Grant Assist Program, Social Sciences and Humanities (GAP SS&H) was piloted in March 2013, formalized in 2015
- **10 resources in the Toolkit for Success** are provided to the UofA SS&H community
- **User satisfaction** ratings of 89% - 100% satisfied or very satisfied
- At least **453 cumulative participants** in GAP SS&H activities since inception
- **14 Faculties** supported
- **Internal peer review has measurable** impact on IG and IDG success rates
- **Peer reviewer** pool has grown from 79 to 201 participants
- Faculty members in **Arts and Education** predominate the Academy of Reviewers, and do more reviews than they request



PURPOSE OF THIS DOCUMENT

To provide initial metrics on support for SSHRC applications that the Grant Assist Program, Social Sciences and Humanities, provided to the University of Alberta community. Full metrics support for the GAP SS&H started in November 2015 and further analytics are expected by summer of 2016.

**BY THE NUMBERS:
 GRANT SUPPORT SINCE INCEPTION**

Participants in GAP SS&H
453+ Since March 2013
Info Sessions / Workshops
168+ Attendees [2014-2015]
6 Sessions developed [2015]
Partnership Grant (PG)
13 Applications 2011-2013
12 Applications 2014-2015
4 Invited to stage two [2014-2015]
1 Awarded [2015]

Internal Peer Review (March 2013 – Jan 2016)	
226	Internal peer reviews conducted
161	Reviewers
79	Reviewers in 2013-2014
201	Reviewers in 2015-2016

Peer Review (Arts and Education)	
62	Review requests from Arts
102	Reviews provided by Arts
20	Review requests from Education
33	Reviews provided by Education

Impact of peer review on UofA IDG Success Rates	
56.0%	peer reviewed UofA grants funded vs 45.2% of total UofA grants (2013/2014)
29.0%	peer reviewed UofA grants funded vs 21.4% of total UofA grants (2014/2015)



Toolkit for Success:
GAP SS&H SERVICES OFFERED AND SATISFACTION WITH (2015)

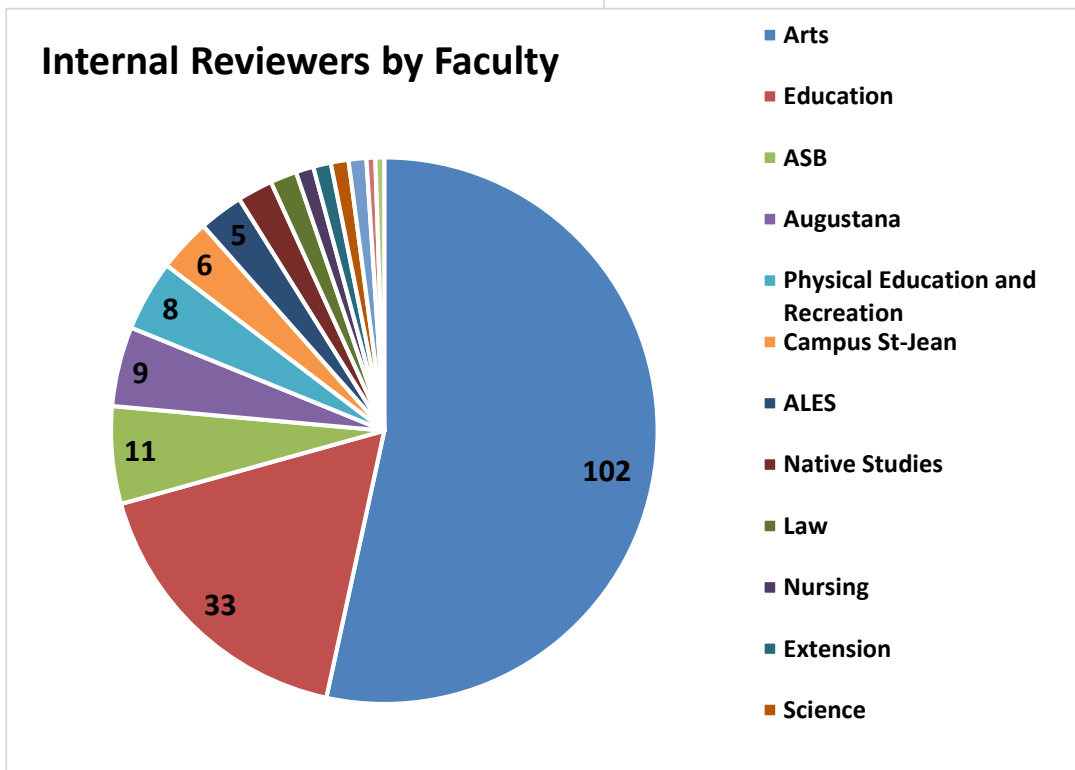
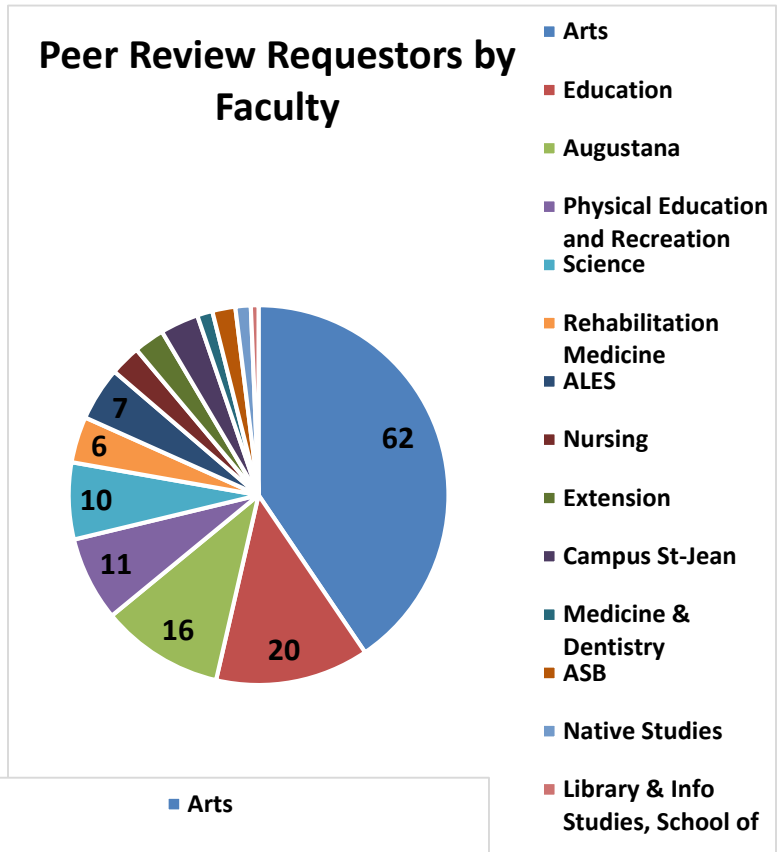
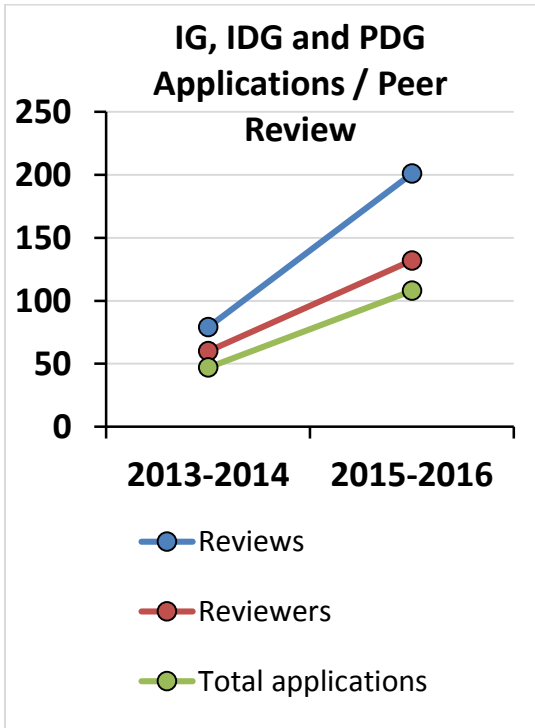
Ranked by participation rate

Resource	Accessed	Satisfied or Highly Satisfied	Accessed	Satisfied or Highly Satisfied
Peer Review (as a member of the 'Academy of Reviewers')			50%	98%
Peer Reviewer feedback on proposal			46%	100%
Successful Grants Library			46%	100%
Mentoring			37%	98%
Targeted Workshops			31%	100%
GAP Website Resources			25%	100%
Bridge Funding			22%	89%
Letter of Service Recognition for FEC			21%	96%
Panel Presentations			21%	100%
Communications			20%	99%
SSHRC Success Stories Celebration Event			20%	92%
Visits with SSHRC Officers			20%	92%
Grant Writing Retreat			19%	96%
Grant Writing Club			18%	95%
The ERA repository			17%	95%
Research Assistant			16%	100%
Professional Editing			15%	100%

Communications: <sshrcUofA> list serve for SS&H researchers at the UofA, preference polls, emails and Google Plus “SSHRCify” circle

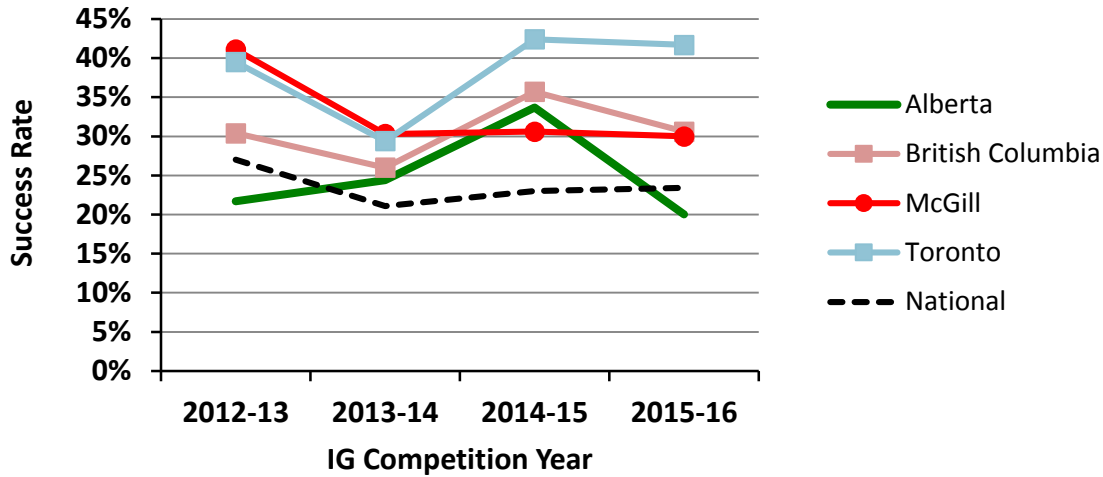


IG / IDG / PDG SUPPORT:
Profiling Internal Peer Review and the Academy of Reviewers

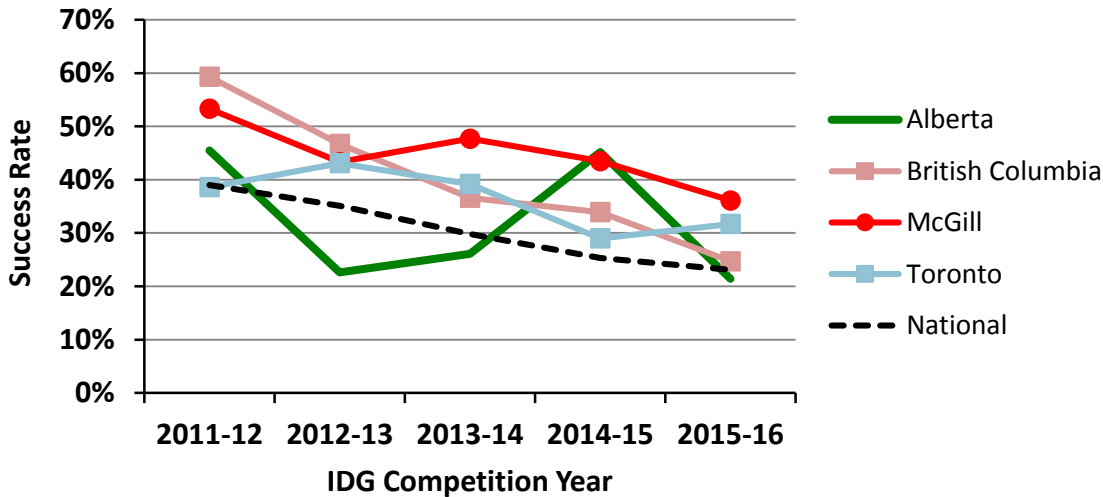




Summary of 2012-2015 IG Results for Select Institutions



Summary of 2011-2015 IDG Results for Select Institutions



Summary of 2011-2015 PDG Results for Select Institutions

